



Analogue hotplates feature a generous working area, thermostatically controlled, with an illuminated on/off switch, heater and hot warning indicator.


Featuring a hob surface, which overlaps the body to ensure that no spillages enter the controls. The hob is solid aluminium, 12mm thick for excellent thermal properties and uniform heat distribution over its working area.

Painted surfaces and the control panel have an antibacterial protection and are also all chemical resistant wipe clean surfaces. Hob temperature can be adjusted using the control dial.

	HP1-1	HP1-2	HP1-3
<b>GENERAL</b>			
Temp. Range	Ambient + 10°C - 320°C		
Temp Setting	Analogue Dial		
Sensitivity/Uniformity	±10°C @ 150°C		
Hob Maximum Load	8kg @ maximum 300°C (mass evenly spread across hob)		
Retort Points	Single M10 fixing point	Double M10 fixing point, rear hotplate	
Heater Power (220-240V)	1000W	2000W	2400W
Voltage	230V		
<b>DIMENSIONS</b>			
External (mm)	325w x 260d x 200h	477w x 325d x 200h	706w x 325d x 200h
Hob Dimensions	305w x 240d	457w x 305d	686w x 305d


# Clifton Analogue Hotplates

## Accessories




### Aluminium Retort Rod

Product Code	HP1-1	HP1-2	HP1-3
Accessory Code	8611 : 12.5mm x 600mm Aluminium Retord Rod		
	8614 : 10mm x 500mm Aluminium Retord Rod		



### Stainless Steel Retort Rod

Product Code	HP1-1	HP1-2	HP1-3
Accessory Code	8624 : 10mm x 500mm Stainless Steel Retord Rod		



### Mild Steel Retort Rod

Product Code	HP1-1	HP1-2	HP1-3
Accessory Code	8631 : 12.5mm x 600mm Mild Steel Retord Rod		
	8632 : 12.5mm x 750mm Mild Steel Retord Rod		
	8633 : 12.5mm x 1000mm Mild Steel Retord Rod		
	8634 : 10mm x 500mm Mild Steel Retord Rod		